

ATA-4000 High Voltage Power Amplifier

High voltage, high power

Input and output resistance adjustable

The voltage gain is roughly adjusted by

1 times of step and fine by 0.1 times of step

DC bias 0.1V step adjustable



Technical Index

Bandwidth (-3dB) up to DC~3MHz

Output voltage up to 310Vp-p ($\pm 155Vp$)

Maximum output current 4Arms

Introduction

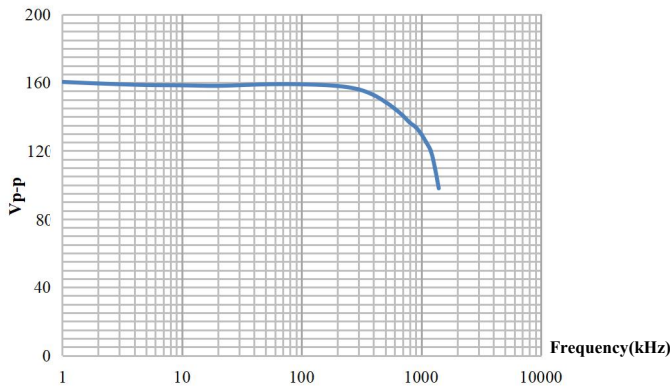
ATA-4000 series is an ideal high voltage power amplifier that can amplify AC and DC signals. The maximum output voltage of 310Vp-p ($\pm 155Vp$) and 452Wp power can drive high-voltage power load. Voltage gain and DC bias are fine adjustable, providing customers with rich test options.

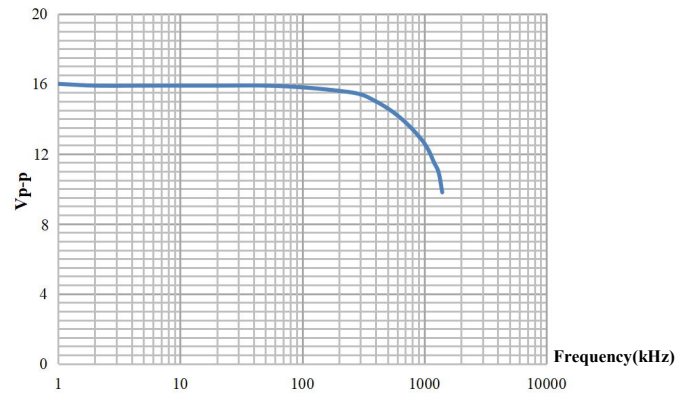
Model	ATA-4011	ATA-4012	ATA-4014
Output form	Single output	Single output	Single output
Bandwidth (-3dB)	DC~1MHz	DC~1MHz	DC~1MHz
Maximum output voltage	160Vp-p ($\pm 80Vp$)	160Vp-p ($\pm 80Vp$)	160Vp-p ($\pm 80Vp$)
Maximum output current	0.5Ap (DC-50Hz)	1Ap (DC-50Hz)	2Ap (DC-50Hz)
	1.41Ap, 1Arms (>50Hz)	2.82Ap, 2Arms (>50Hz)	5.65Ap, 4Arms (>50Hz)
Maximum output power	112.8Wp	225.6Wp	452Wp
Fuse	5A/250V	8A/250V	8A/250V
Voltage gain	x0~50(0.1step/1 step)	x0~50(0.1step/1 step)	x0~50(0.1step/1 step)
Load R_L upper limit	$\geq 159\Omega$ (DC-50Hz)	$\geq 79.5\Omega$ (DC-50Hz)	$\geq 39.75\Omega$ (DC-50Hz)
	$\geq 55.7\Omega$ (>50Hz)	$\geq 27.9\Omega$ (>50Hz)	$\geq 13.91\Omega$ (>50Hz)
Output impedance	$1\Omega + 2\mu H$	$0.5\Omega + 1.2\mu H$	$0.25\Omega + 0.6\mu H$
Slew Rate	$\geq 356V/\mu s$	$\geq 356V/\mu s$	$\geq 356V/\mu s$
DC bias	$\pm 75V$ (0.1Vstep)	$\pm 75V$ (0.1Vstep)	$\pm 75V$ (0.1Vstep)
Input impedance	50 Ω / 5k Ω		
Input amplitude	0~10Vp-pMAX		
Output voltage error	$\leq \pm 3\%$ FS@1kHz		
Voltage monitoring	100:1 ($\pm 5\%$)		
Total harmonic distortion (THD)	$\leq 0.1\%$ @1kHz, 100Vp-p		

Output voltage zero-point drift	$\leq \pm 0.1V$		
Signal-noise ratio(SNR)	$\geq 80dB$		
Output Connector	4mm Banana socket		
Protection	Overcurrent protection		
Signal Ground	It is connected with the grounding of the shell and the power line		
Supply voltage	AC220V $\pm 10\%$, 50Hz		
Operating temperature	0°C~45°C		
Storage temperature	-20°C~50°C		
Humidity	$\leq 80\%$ RH, no condensation		
Size(W * H * D)	440*163*470mm	440*163*470mm	440*163*470mm

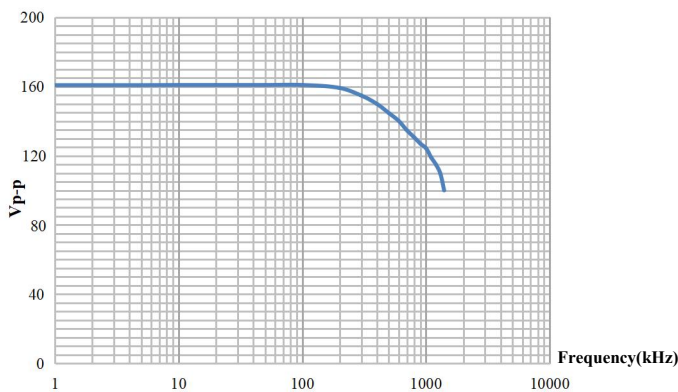
Model	ATA-4051	ATA-4052	ATA-4315
Output form	Single output	Single output	Single output
Bandwidth (-3dB)	DC~500kHz	DC~500kHz	DC~3MHz
Maximum output voltage	310Vp-p($\pm 155Vp$)	310Vp-p($\pm 155Vp$)	150Vp-p($\pm 75Vp$)
Maximum output current	0.5Ap(DC-50Hz)	1Ap(DC-50Hz)	0.5Ap(DC-50Hz)
	1.41Ap,1Arms (>50Hz)	2.82Ap,2Arms (>50Hz)	1.41Ap,1Arms (>50Hz)
Maximum output power	218.55Wp	437.1Wp	105Wp
Fuse	8A/250V	10A/250V	5A/250V
Voltage gain	x0~100(0.1step/1 step)	x0~100(0.1step/1 step)	x0~50(0.1step/1 step)
Load R_L upper limit	$\geq 309\Omega$ (DC-50Hz)	$\geq 154.5\Omega$ (DC-50Hz)	$\geq 149.5\Omega$ (DC-50Hz)
	$\geq 108.93\Omega$ (>50Hz)	$\geq 54.46\Omega$ (>50Hz)	$\geq 52.7\Omega$ (>50Hz)
Output impedance	$1\Omega + 3.2\mu H$	$0.5\Omega + 1.6\mu H$	$0.5\Omega + 1.2\mu H$
Slew Rate	$\geq 345V/\mu s$	$\geq 345V/\mu s$	$\geq 1000V/\mu s$
DC bias	$\pm 150V$ (0.1Vstep)	$\pm 150V$ (0.1Vstep)	$\pm 75V$ (0.1Vstep)
Input impedance	50 Ω / 5k Ω		
Input amplitude	0~10Vp-pMAX		
Output voltage error	$\leq \pm 3\%$ FS@1kHz		
Voltage monitoring	100:1 ($\pm 5\%$)		
Total harmonic distortion (THD)	$\leq 0.1\%$ @1kHz, 100Vp-p		
Output voltage zero-point drift	$\leq \pm 0.1V$		
Signal-noise ratio(SNR)	$\geq 80dB$		
Output Connector	4mm Banana socket		
Protection	Overcurrent protection		
Signal Ground	It is connected with the grounding of the shell and the power line		

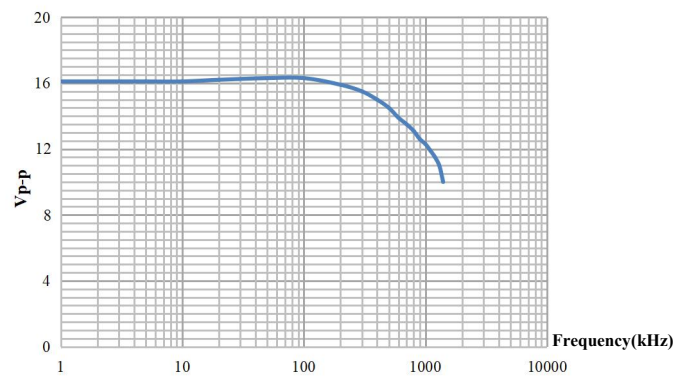
Supply voltage	AC220V±10%, 50Hz		
Operating temperature	0°C~45°C		
Storage temperature	-20°C~50°C		
Humidity	≤80% RH, no condensation		
Size(W * H * D)	440*163*470mm	440*163*470mm	440*163*470mm

ATA-4011

 Amplitude-frequency characteristic
 (Maximum output voltage V_{p-p})

ATA-4011


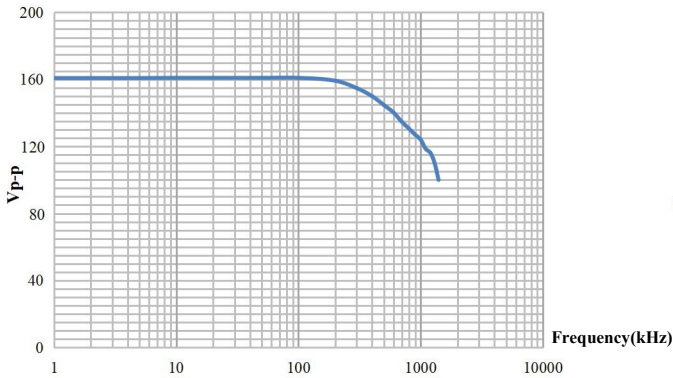
Small signal amplitude-frequency characteristic

ATA-4012

 Amplitude-frequency characteristic
 (Maximum output voltage V_{p-p})

ATA-4012


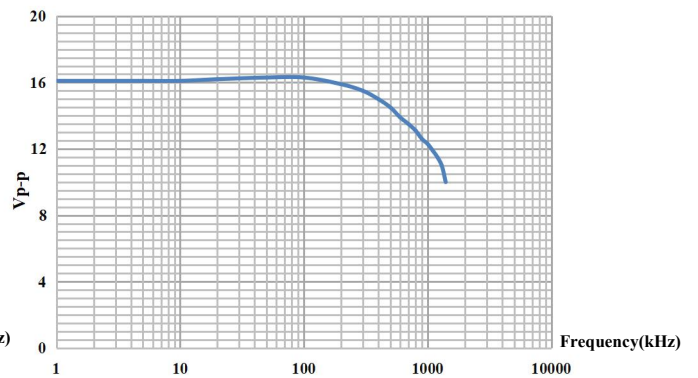
Small signal amplitude-frequency characteristic

ATA-4014



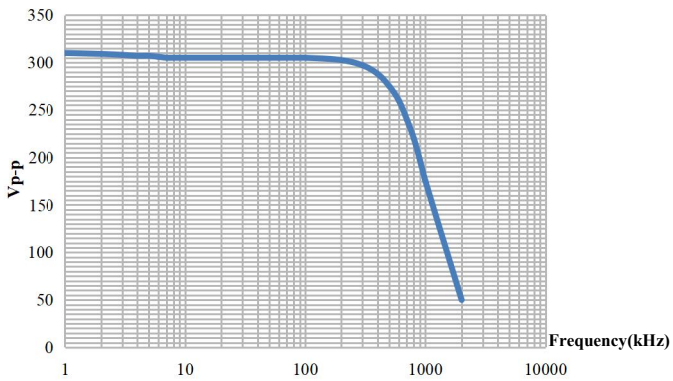
Amplitude-frequency characteristic
(Maximum output voltage V_{p-p})

ATA-4014



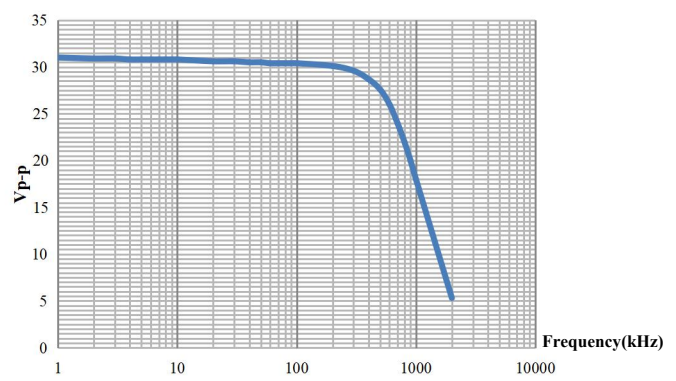
Small signal amplitude-frequency characteristic

ATA-4051



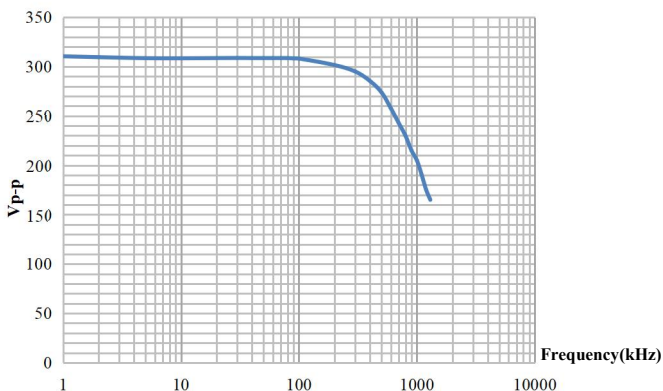
Amplitude-frequency characteristic
(Maximum output voltage V_{p-p})

ATA-4051



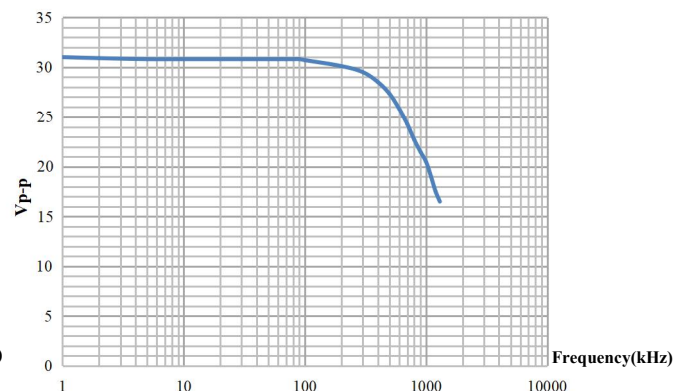
Small signal amplitude-frequency characteristic

ATA-4052

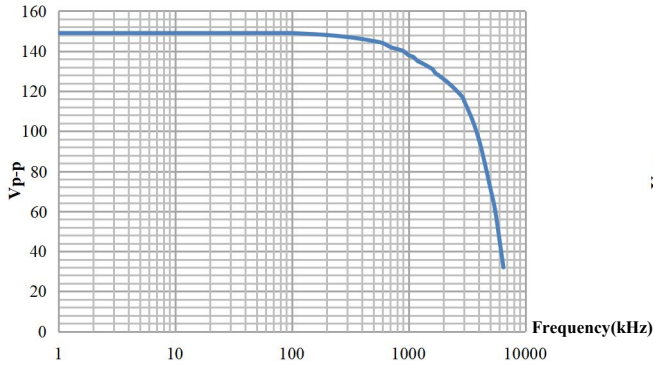


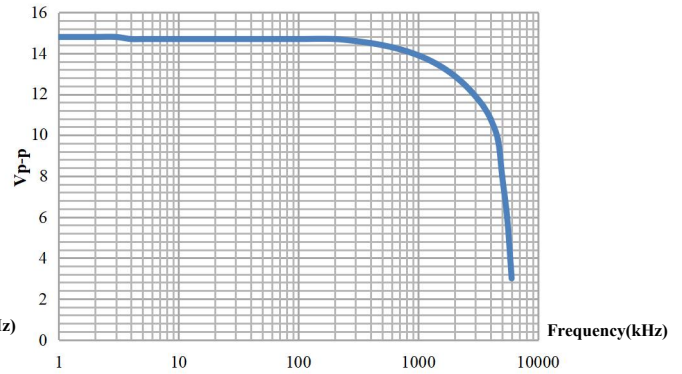
Amplitude-frequency characteristic
(Maximum output voltage V_{p-p})

ATA-4052

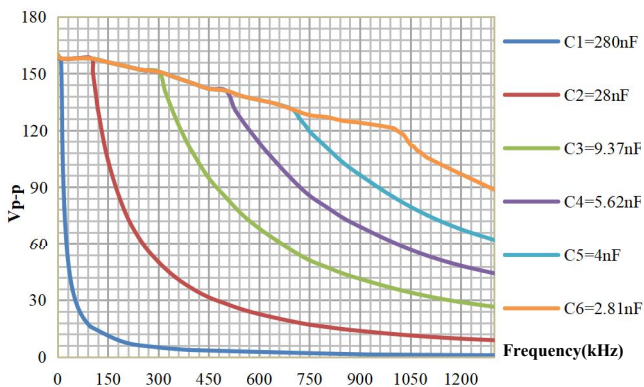


Small signal amplitude-frequency characteristic

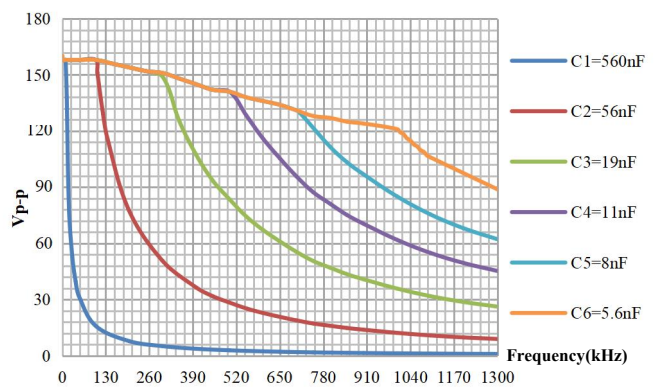
ATA-4315

 Amplitude-frequency characteristic
(Maximum output voltage V_{p-p})

ATA-4315


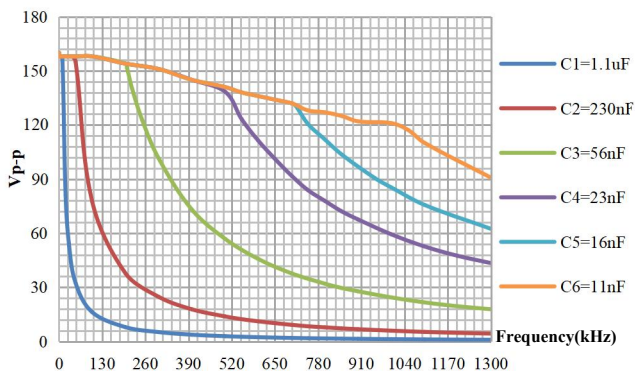
Small signal amplitude-frequency characteristic

ATA-4011


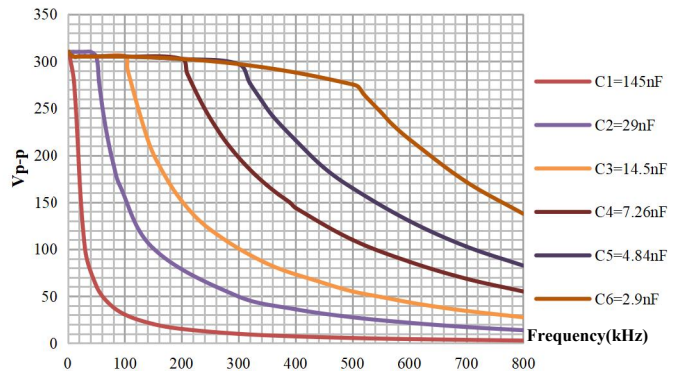
ATA-4011 Capacitive loads curve

ATA-4012


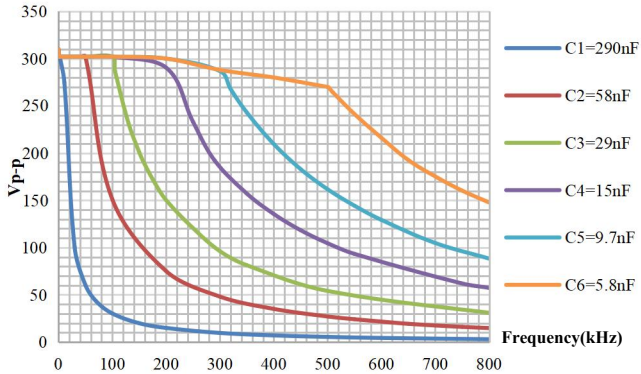
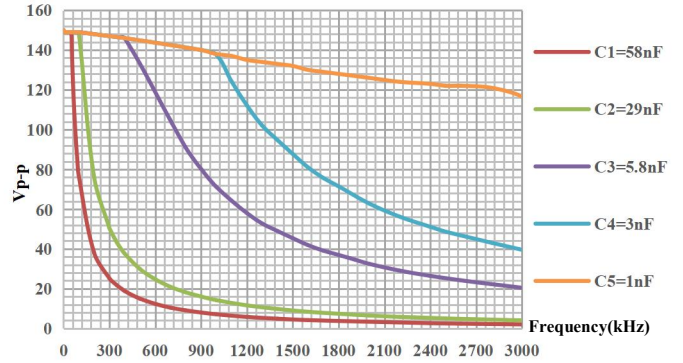
ATA-4012 Capacitive loads curve

ATA-4014


ATA-4014 Capacitive loads curve

ATA-4051


ATA-4051 Capacitive loads curve

ATA-4052

ATA-4052 Capacitive loads curve
ATA-4315

ATA-4315 Capacitive loads curve
Xi'an Aigtek Electronic Technology Co., Ltd.

Address: Zhicheng Business, No.17, Gaoxin 4th Road, Xi 'an Hi-tech Industrial Development Zone

Tel: (+86) 029-88865020

Email: aigtek01@gmail.com

 Website: <http://www.aigtek.com>