





Installation instructions for Rear Set Yamaha XSR 900 GP (2022-), Part Nr. 695

Left side installation


The installation of the left side is the same as OEM rearset. The shift lever is installed in the same location as the OEM shift lever location (pic.1).

If you want to use reverse shifting, install the rod on the right side of the shifter (pic. 2).



Right side installation

On pic. 4 shows the installation of the brake sensor and the location of the spring.



PP Tuning Racing Parts, Jezeřany-Maršovice 328, 671 75 Loděnice, Czech Republic

www.pptuning.eu

Thank you for purchasing our product. We wish you many happy miles without accidents.