






Installation instructions for Rear Set Honda CBR 600RR (2007-2023) with reverse shifting, Part Nr. 7370

We would like to thank you for purchasing PP Tuning rear sets. Please take a moment to read the assembly instructions. Following these instructions will ensure trouble free operation of this product and extend its working life.

Left side installation

Remove the original (OEM) rearset and remove the nut M12 (marked with an arrow in pic. 1 + 2).
Screw a spacer into the place and this spacer put together with the shift lever (pic. 3 + 4).



Right side installation

The right side is mounted in the same way as the original (OEM) rearset.

If you want to keep function of the brake light sensor, we recommend to buy a brake sensor (part Nr. BC125).

PP Tuning Racing Parts, Jezeřany-Maršovice 328, 671 75 Loděnice, Czech Republic

www.pptuning.eu

Thank you for purchasing our product. We wish you many happy miles without accidents.