






**Installation instructions for  
Rear Set Yamaha R7 (2021-), Part Nr. 694  
Rear Set with reverse shifting Yamaha R7 (2021-), Part Nr. 6940**

**Left side installation**

For installation the shift lever on the left side motorcycle, it is necessary to remove the side stand bolt and replace it with the shift spacer (pic. 1+2). Fit the shift lever to this. The mounting point is the same for OEM (pic. 3) and reverse shifting (pic. 4).



**Right side installation**

Installation of the right side of the rearset is identical to the OEM version.